

LASA Membership Report 2016

LASA membership trends held steady in 2016, as the charts below show. The year ended with just under 12,000 individual members, close to last year's record total. As in 2015, about a quarter of members were students, and about half were Latin American residents, who now outnumber U.S. residents among LASA members. New members made up about a quarter of the total individual membership. As in past years, history, political science, literature, sociology, and anthropology were the disciplines most represented among members.

Institutional membership continued to decline, a trend that is expected to continue in 2017 as LASA's flagship journal, the *Latin American Research Review*, changes to online-only, open access publication, so that institutions no longer need to purchase subscriptions. ■

Figure 1. Individual members

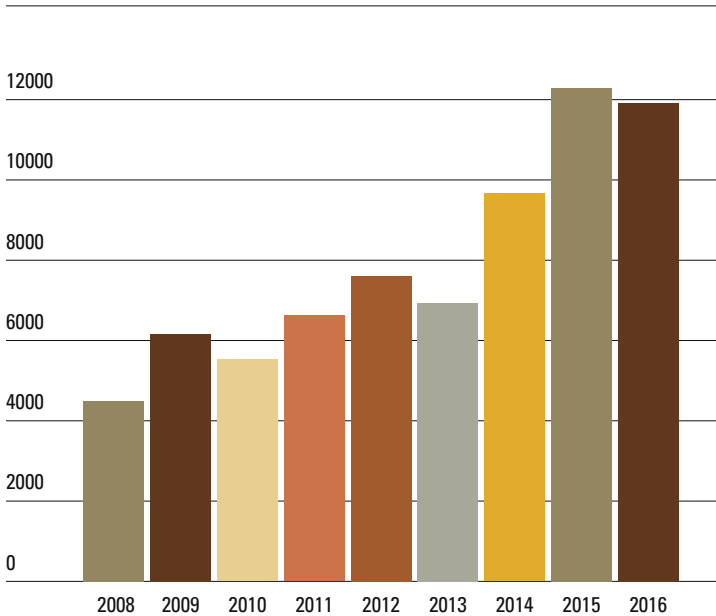


Figure 2. Member composition

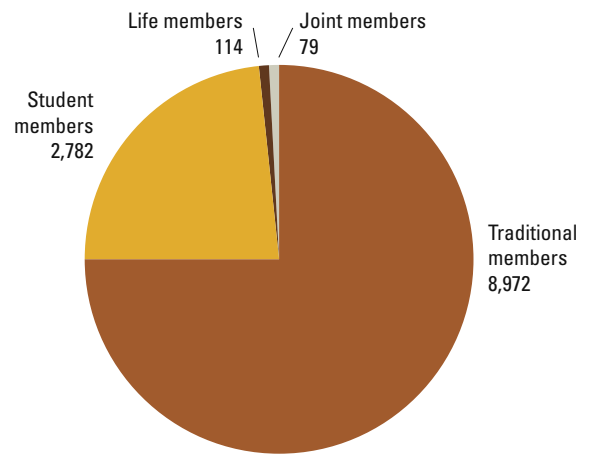


Figure 3. Individual members

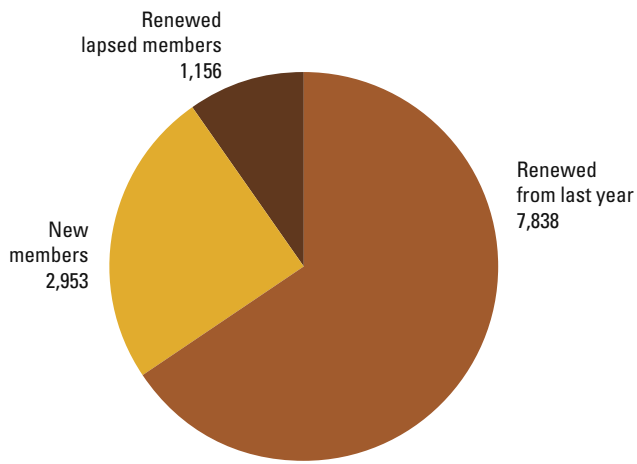


Figure 4. Member residency

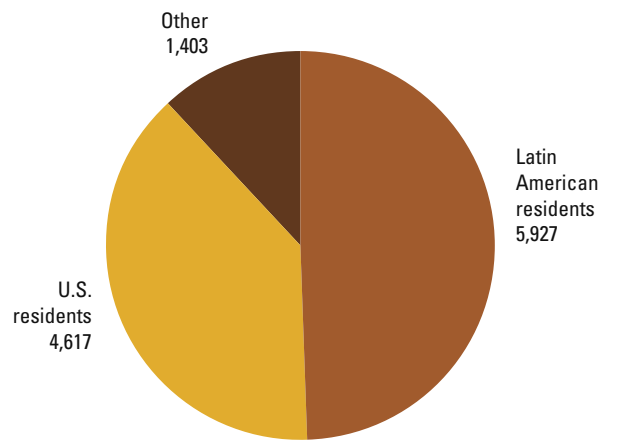


Figure 5. Members by discipline

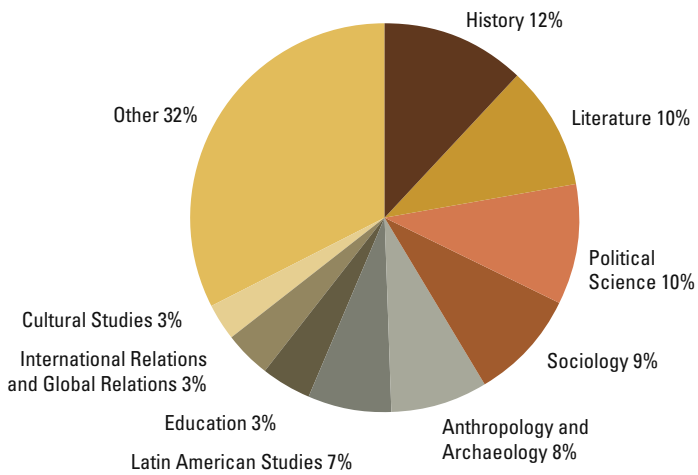


Figure 6. Institutional members

